

HCA Expansion Survey – Parent Responses Summary

October 2015

Breakdown of grades of the children of those parents who responded:

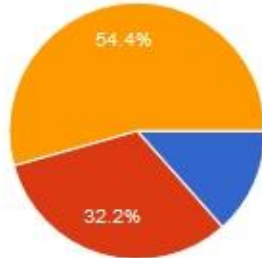
What grades do your children attend at HCA?



| | | |
|---------------------------------------|-----|-------|
| Preschool | 25 | 17% |
| Elementary - K through 5th grade | 109 | 74.1% |
| Middle School - 6th through 8th grade | 66 | 44.9% |

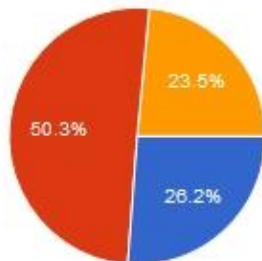
Breakdown of responses for areas to be expanded/improved upon:

CAFETERIA Chart color key ■ = no need ■ = desirable enhancement ■ = serious need



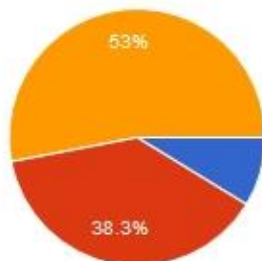
| | | |
|---------------------------|----|-------|
| 0 - no need | 20 | 13.4% |
| 1 - desirable enhancement | 48 | 32.2% |
| 2 - serious need | 81 | 54.4% |

FOREIGN LANGUAGE CLASSROOM



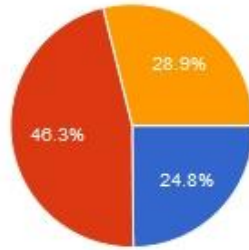
| | | |
|---------------------------|----|-------|
| 0 - no need | 39 | 26.2% |
| 1 - desirable enhancement | 75 | 50.3% |
| 2 - serious need | 35 | 23.5% |

FULL-SIZE COMPUTER LAB



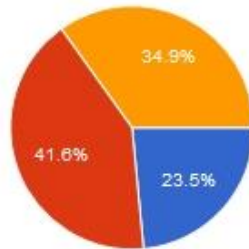
| | | |
|---------------------------|----|-------|
| 0 - no need | 13 | 8.7% |
| 1 - desirable enhancement | 57 | 38.3% |
| 2 - serious need | 79 | 53% |

FULL-SIZE HONORS MATH CLASSROOM



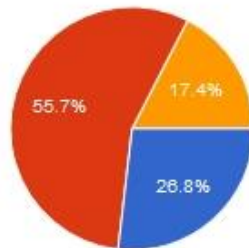
| | | |
|---------------------------|----|-------|
| 0 - no need | 37 | 24.8% |
| 1 - desirable enhancement | 69 | 46.3% |
| 2 - serious need | 43 | 28.9% |

ADD CHAPEL



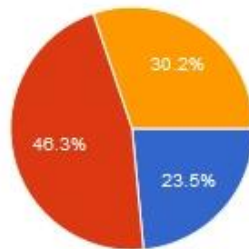
| | | |
|---------------------------|----|-------|
| 0 - no need | 35 | 23.5% |
| 1 - desirable enhancement | 62 | 41.6% |
| 2 - serious need | 52 | 34.9% |

ENLARGED READING RESOURCE CLASSROOM



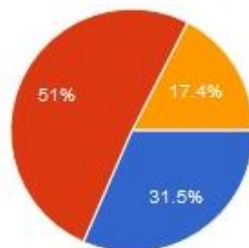
| | | |
|---------------------------|----|-------|
| 0 - no need | 40 | 26.8% |
| 1 - desirable enhancement | 83 | 55.7% |
| 2 - serious need | 26 | 17.4% |

ENLARGED LIBRARY



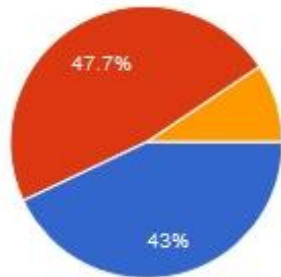
| | | |
|---------------------------|----|-------|
| 0 - no need | 35 | 23.5% |
| 1 - desirable enhancement | 69 | 46.3% |
| 2 - serious need | 45 | 30.2% |

ENLARGED KITCHEN



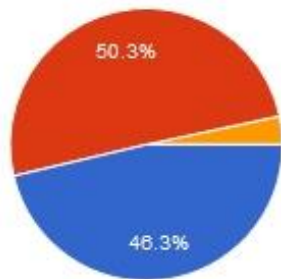
| | | |
|---------------------------|----|-------|
| 0 - no need | 47 | 31.5% |
| 1 - desirable enhancement | 76 | 51% |
| 2 - serious need | 26 | 17.4% |

ENLARGED MUSIC ROOM



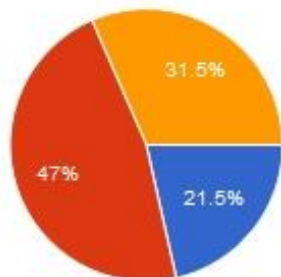
| | | |
|---------------------------|----|-------|
| 0 - no need | 64 | 43% |
| 1 - desirable enhancement | 71 | 47.7% |
| 2 - serious need | 14 | 9.4% |

ENLARGED ART ROOM



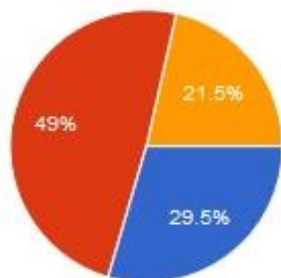
| | | |
|---------------------------|----|-------|
| 0 - no need | 69 | 46.3% |
| 1 - desirable enhancement | 75 | 50.3% |
| 2 - serious need | 5 | 3.4% |

ENLARGED SCIENCE LAB



| | | |
|---------------------------|----|-------|
| 0 - no need | 32 | 21.5% |
| 1 - desirable enhancement | 70 | 47% |
| 2 - serious need | 47 | 31.5% |

NEW GYM FLOOR



| | | |
|---------------------------|----|-------|
| 0 - no need | 44 | 29.5% |
| 1 - desirable enhancement | 73 | 49% |
| 2 - serious need | 32 | 21.5% |

Bar graph of answers for how parents would consider contributing to the building funds:

